

DATASHEET

Magnetically coupled pump

RM 3 – 14/180

Motor output
0,37kW ; 0,55kW ; 0,75kW
2900 or 3450 rpm [2-pol.]




Magnetically coupled, centrifugal pumps, single-stage, horizontal, non self-priming, made in monobloc design.

		RM3 - 14/180		
Motor output	[kW]	0,37	0,55	0,75
Rated current @ 400V 50Hz 3ph.	[A]	1,1	1,45	1,9
Rated current @ 230V 50Hz 1ph.	[A]	2,7	3,5	4,8
Head max.	[mWS]	14	14	14
Capacity max.	[l/min.]	200	200	200
Density max. @ Qmax	[g/cm³]	1,0	1,5	2,0
Length „L“	[mm]	331	341	387

Materials:



Technical data


Medium-temperature max.	PP PVDF Stainless	80 °C 95 °C 100 °C	<div style="text-align: center;"> <h3>Flow curve RM3 - 14/180</h3> <p>Speed: 2900 rpm @ 50Hz or 3450 rpm @ 60Hz</p> <p>Values based on water at 20 °C (68 °F) / Measured value +/- 10%</p> <p>Subject to technical alterations !</p> </div>
System-pressure max.	PP PVDF Stainless	2,5 bar 3,5 bar 8,0 bar	
Viscosity	< 160 Pa s		
Electrical motor	3-ph. motors, 50 and 60Hz, IE2, IE3 or IE4 Protection IP55, Isolationclass F , Chemical resistant 2K- painting RAL5011		
Options	<i>Thermal protection, other voltages / frequencies, UL, CSA, Special paintings and colors</i> 		

DATASHEET

Magnetically coupled pump

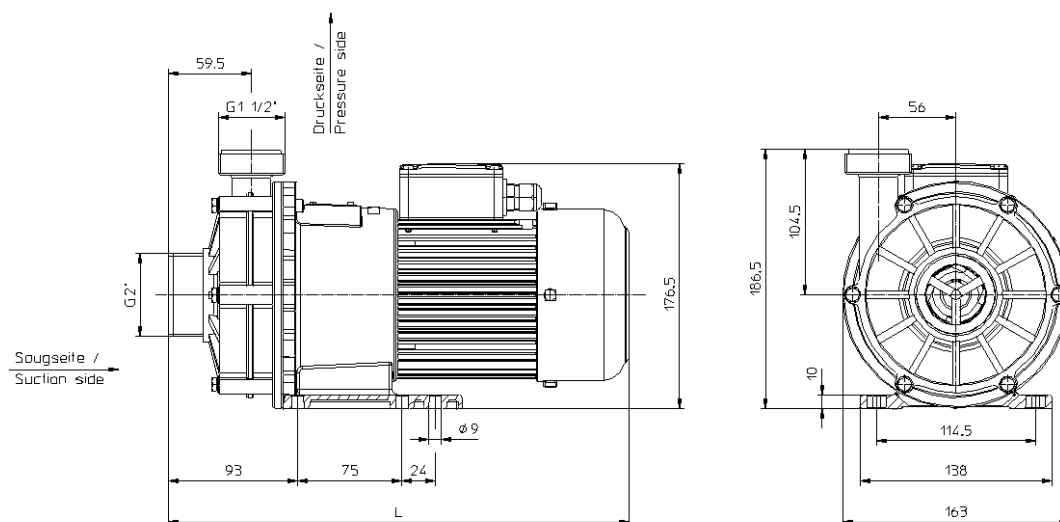
RM 3 – 14/180

Motor output
0,37kW ; 0,55kW ; 0,75kW
2900 or 3450 rpm [2-pol.]

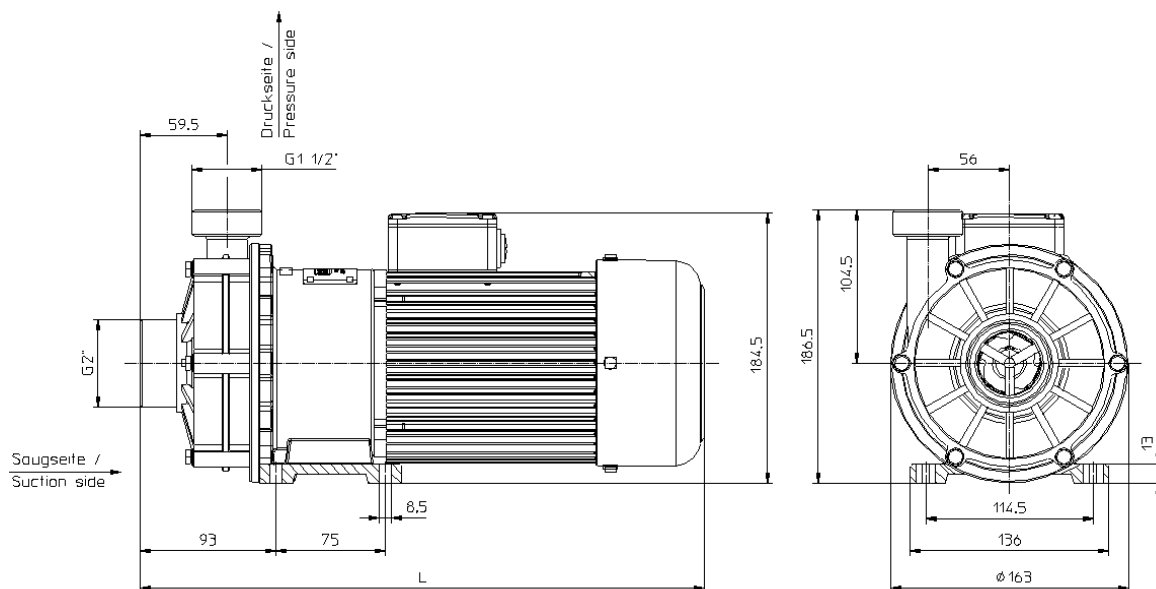


Dimensional drawings [mm]

Motor output 0,37kW – 0,55kW 2-pol.



Motor output 0,75kW 2-pol.




Motor dimensions can be different ! • Subject to technical alterations !

DATASHEET




Magnetically coupled pump

RM 3 – 14/180

Motor output
0,37kW ; 0,55kW ; 0,75kW
2900 or 3450 rpm [2-pol.]



Accessories / Options

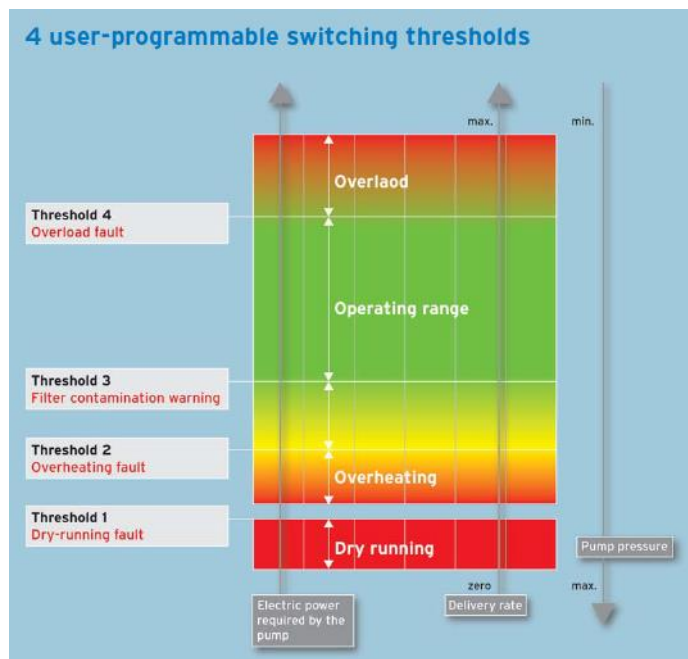
Hose connection	Flange (DIN, ANSI)	NPT - Adapter
		
26mm 32mm 40mm	DN40 PN10 (DIN EN 1092-3) DN50 PN10 (DIN EN 1092-3) 1.5" (ANSI Class 150) 2" (ANSI Class 150)	NPT (M) 1" NPT (M) 1.5"

Monitor and protect your pump and your process !

Electronic process monitoring -> RPR-Control



- Monitoring the filter fouling
- Dry running
- Overheating
- Overload



Subject to technical alterations !