


# DATASHEET

## Magnetically coupled pump

### RM 3 – 16/200

Motor output  
0,55kW ; 0,75kW ; 1,1kW  
2900 or 3450 rpm [2-pol.]




Magnetically coupled, centrifugal pumps, single-stage, horizontal, non self-priming, made in monobloc design.

		RM3 - 16/200		
Motor output	[kW]	0,55	0,75	1,1
Rated current @ 400V 50Hz 3ph.	[A]	1,45	1,9	3,0
Rated current @ 230V 50Hz 1ph.	[A]	3,5	4,8	6,4
Head max.	[mWS]	17	17	17
Capacity max.	[l/min.]	200	200	200
Density max. @ Qmax	[g/cm³]	1,15	1,5	2,2
Length „L“	[mm]	341	387	400

#### Materials:



#### Technical data


Medium-temperature max.	PP PVDF Stainless	80 °C 95 °C 100 °C	<div style="text-align: center;"> <h3>Flow curves RM3 - 16/200</h3> </div>
System-pressure max.	PP PVDF Stainless	2,5 bar 3,5 bar 8,0 bar	
Viscosity	< 160 Pa s		
Elektrical motor	3-ph. motors, 50 and 60Hz, IE2, IE3 or IE4 Protection IP55, Isolationclass F , Chemical resistant 2K- painting RAL5011		
Options	<i>Thermal protection, other voltages / frequencies, UL, CSA, Special paintings and colors</i> 		<p>Speed: 2900 rpm @ 50Hz or 3450 rpm @ 60Hz</p> <p>Values based on water at 20 °C (68 °F) / Measured value +/- 10%</p> <p style="text-align: right;">Subject to technical alterations !</p>

# DATASHEET

## Magnetically coupled pump

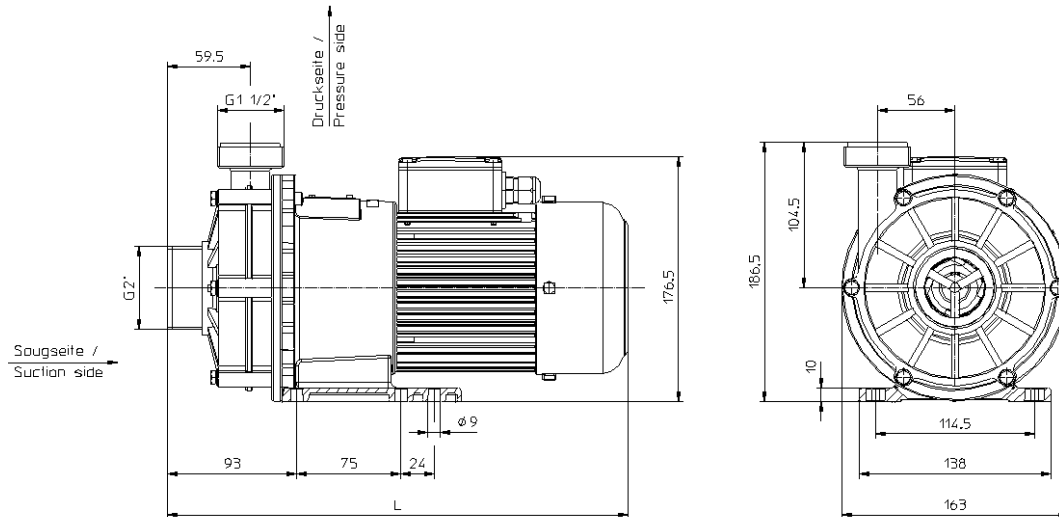
### RM 3 – 16/200

Motor output  
0,55kW ; 0,75kW ; 1,1kW  
2900 or 3450 rpm [2-pol.]

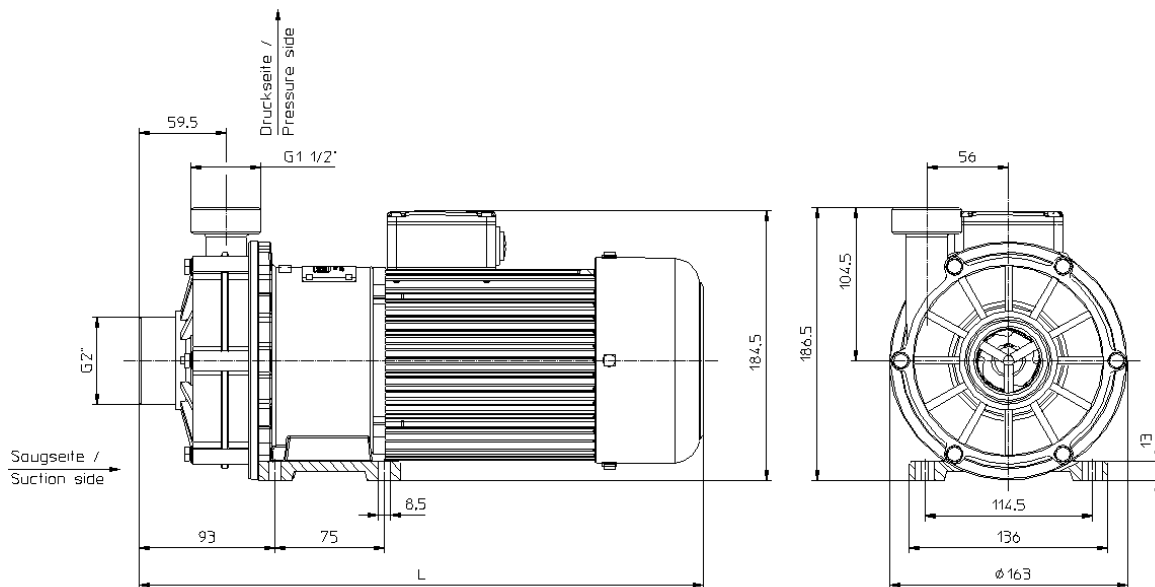


### Dimensional drawings [mm]

#### Motor output 0,55kW 2-pol.



#### Motor output 0,75kW – 1,1kW 2-pol.



Motor dimensions can be different ! ● Subject to technical alterations !

# DATASHEET




## Magnetically coupled pump

RM 3 – 16/200

Motor output  
0,55kW ; 0,75kW ; 1,1kW  
2900 or 3450 rpm [2-pol.]



### Accessories / Options

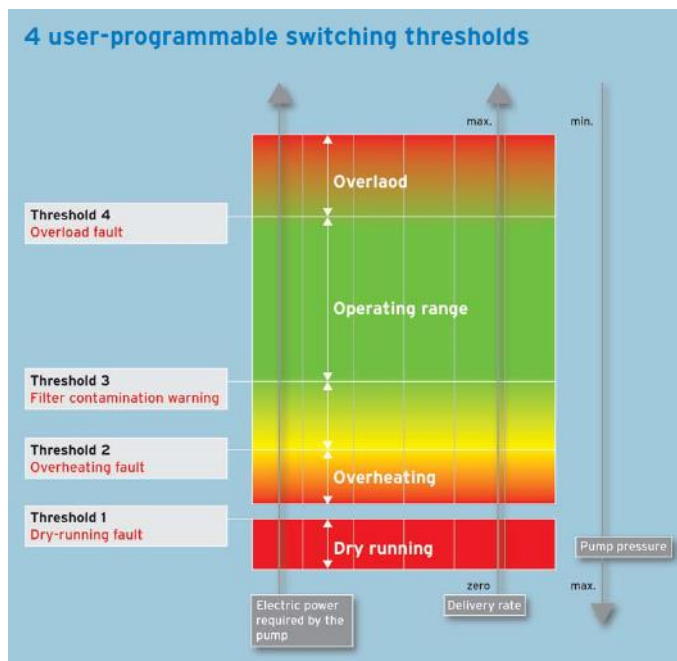
Hose connection	Flange (DIN, ANSI)	NPT - Adapter
 <p>26mm 32mm 40mm</p>	 <p>DN40 PN10 ( DIN EN 1092-3 ) DN50 PN10 ( DIN EN 1092-3 ) 1.5" ( ANSI Class 150 ) 2" ( ANSI Class 150 )</p>	 <p>NPT (M) 1" NPT (M) 1.5"</p>

### Monitor and protect your pump and your process !

#### Electronic process monitoring -> RPR-Control



- Monitoring the filter fouling
- Dry running
- Overheating
- Overload



Subject to technical alterations !