


# DATASHEET

## Magnetically coupled pump

### RM 4.5 – 10/550

Motor output

2,2kW / 3,0kW  
1450 or 1750 rpm [4-pol.]




Magnetically coupled, centrifugal pumps, single-stage, horizontal, non self-priming, made in monobloc design.

				RM4.5 - 10/550			
Motor output	[kW]	2,2		3,0			
Rated current @ 400V 50Hz 3ph.	[A]	5,3		6,7			
Head max.	[mWS]	8,5		8,5			
Capacity max.	[l/min.]	780		780			
Density max. @ Qmax	[g/cm³]	1,35		1,9			
Length „L“	IE2	IE3	[mm]	576	620	606	620

#### Materials:



#### Technical data

Medium-temperature max.	PP PVDF Stainless	80 °C 95 °C 100 °C	<h3>Flow curves RM4.5 - 10/550</h3> <p>Speed: 1450 rpm @ 50Hz or 1750 rpm @ 60Hz</p> <p>Values based on water at 20 °C (68 °F) / Measured value +/- 10%</p> <p>Subject to technical alterations !</p>
System-pressure max.	PP PVDF Stainless	5,0 bar 6,0 bar 10,0 bar	
Viscosity	< 160 Pa s		
Electrical motor	3-ph. motors, 50 and 60Hz, IE2, IE3 or IE4 Protection IP55, Isolationclass F , Chemical resistant 2K- painting RAL5011		
Options	<i>Thermal protection, other voltages / frequencies, UL, CSA, Special paintings and colors</i> 		

# DATASHEET


## Magnetically coupled pump

### RM 4.5 – 10/550

Motor output

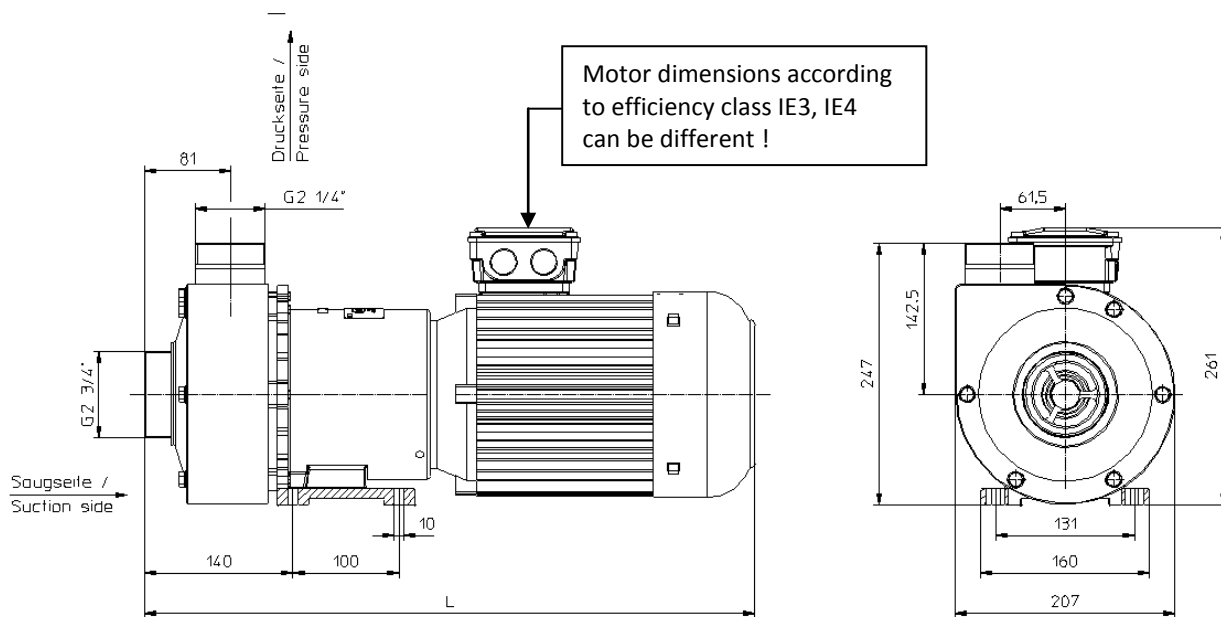
2,2kW / 3,0kW

1450 or 1750 rpm [4-pol.]



### Dimensional drawings [mm]

#### Motor output 2,2kW and 3,0kW IE2 4-pol.



Motor dimensions can be different ! • Subject to technical alterations !


# DATASHEET

## Magnetically coupled pump




RM 4.5 – 10/550

Motor output

2,2kW / 3,0kW  
1450 or 1750 rpm [4-pol.]



### Accessories / Options

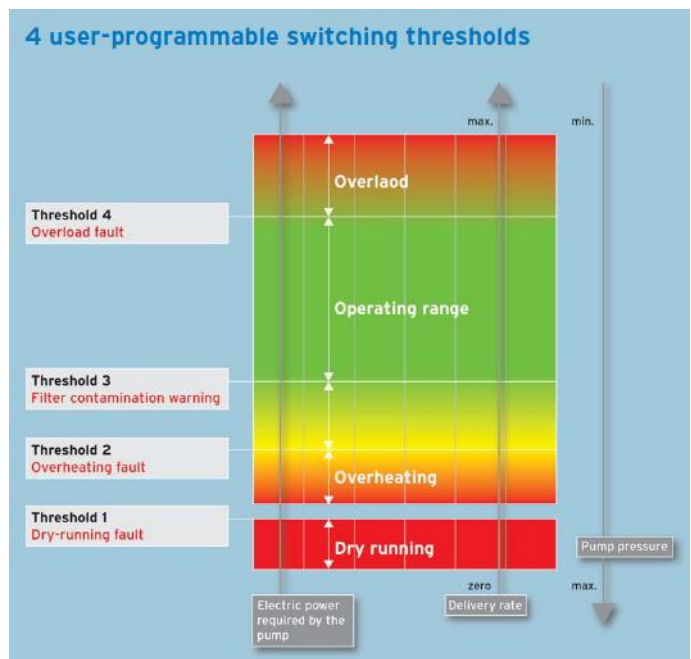
Hose connection	Flange (DIN, ANSI)	NPT - Adapter
 <p>40mm 50mm 63mm</p>	 <p>DN50 PN10 ( DIN EN 1092-3 ) DN65 PN10 ( DIN EN 1092-3 ) 2.5" ( ANSI Class 150 ) 2" ( ANSI Class 150 )</p>	 <p>NPT (M) 2.5" NPT (M) 3"</p>

### Monitor and protect your pump and your process !

#### Electronic process monitoring -> RPR-Control



- Monitoring the filter fouling
- Dry running
- Overheating
- Overload



Subject to technical alterations !