

DATASHEET

Magnetically coupled pump

1 – stage 60Hz

Motor output
2,2kW / 3,0kW / 4,0kW
3450 rpm [2-pol.] 60Hz



RM-MS 1 Type 40/300*

Magnetically coupled, centrifugal pumps, 1-stage, horizontal, non self-priming, made in monobloc design.


				RM-MS 1 Type 40/300*					
Motor output	[kW]			2,2		3,0		4,0	
Rated current @ 400V 50Hz 3-ph.	[A]			4,75		6,0		8,6	
Head max.	[mWS]			40		40		40	
Capacity max.	[l/min.]			240		300		300	
Density max. @ Qmax	[g/cm³]			1,0		1,3		1,6	
Length „L“	IE2	IE3	[mm]	500	514	520	533	520	563

Materials:

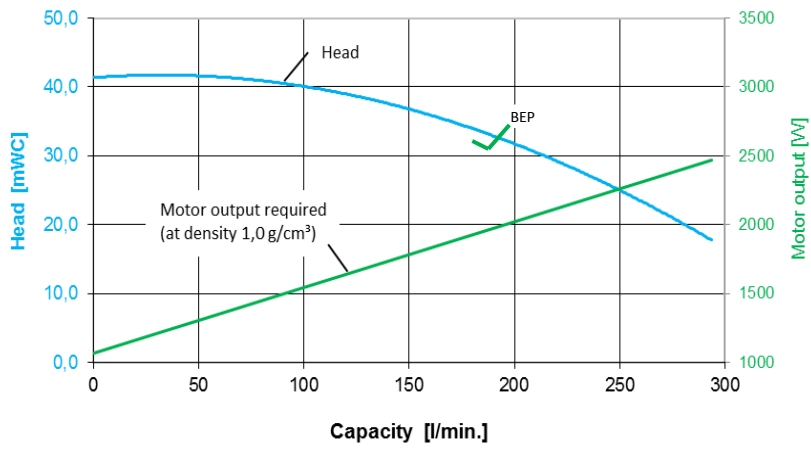


Only for
3450 rpm !!

Technical data

Medium-temperature max.	PP PVDF	80 °C 90 °C
System-pressure max.	PP PVDF	8,0 bar 8,0 bar
Viscosity	< 160 Pa s	
Electrical motor	3-ph. motors, 50 and 60Hz, IE2, IE3 or IE4 Protection IP55, Isolationclass F , Chemical resistant 2K- painting RAL5011	
Options	<i>Thermal protection, other voltages / frequencies, UL, CSA, Special paintings and colors</i> 	

Flow curves RM-MS Type 40/300



Speed: 3450 rpm @ 60Hz

Values based on water at 20 °C (68 °F) / Measured value +/- 10%

Subject to technical alterations !

DATASHEET
Magnetically coupled pump
1 – stage 60Hz

RM-MS 1 Type 40/300*

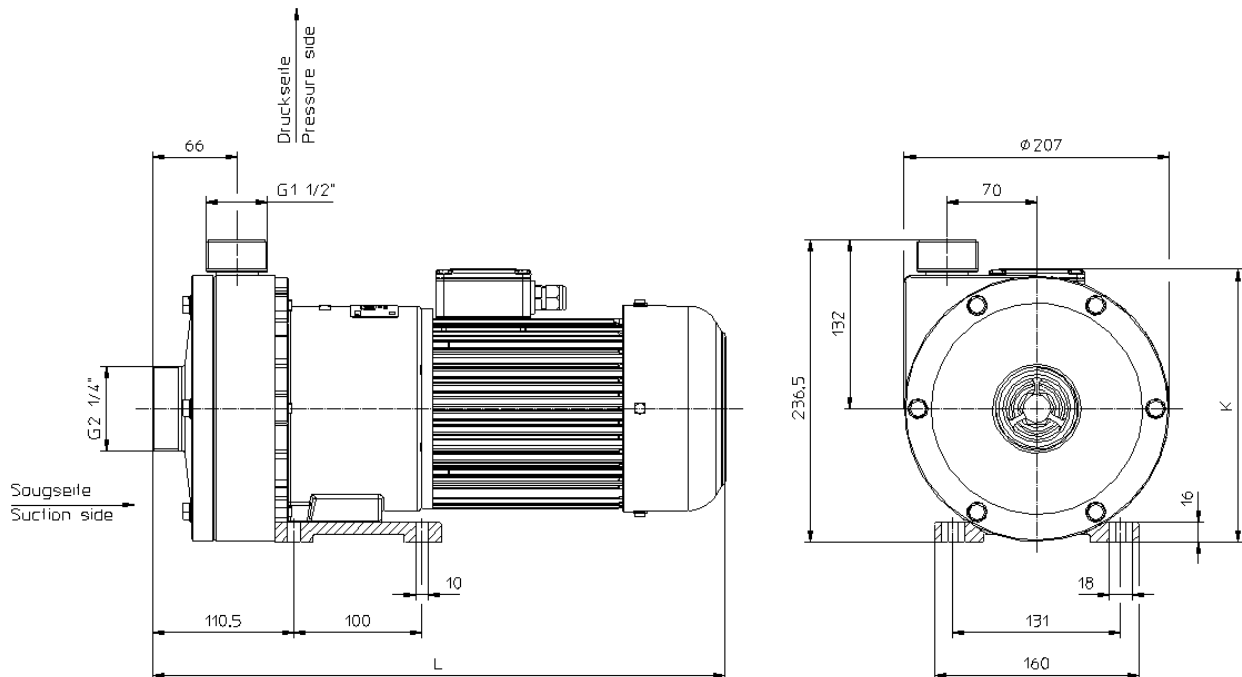
Motor output
2,2kW / 3,0kW / 4,0kW
3450 rpm [2-pol.] 60Hz



Dimensional drawings

Motor output 2,2kW - 4,0kW IE2 (2,2kW + 3,0kW IE3) 2-pol.

1-stage




Dimensions in [mm] !

Motor dimensions can be different ! ● Subject to technical alterations !




DATASHEET
Magnetically coupled pump
1 – stage 60Hz

Motor output
 2,2kW / 3,0kW / 4,0kW
 3450 rpm [2-pol.] 60Hz



RM-MS 1 Type 40/300*

Accessories / Options

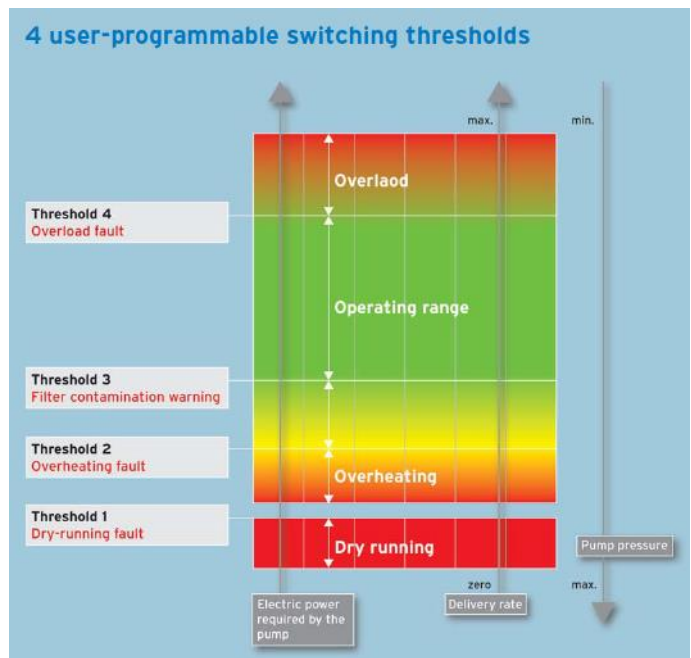
Hose connection	Flange (DIN, ANSI)	NPT - Adapter
 <p>32mm 40mm 50mm</p>	 <p>DN40 PN10 (DIN EN 1092-3) DN32 PN10 (DIN EN 1092-3) 2" (ANSI Class 150) 1.5" (ANSI Class 150)</p>	 <p>NPT (M) 2" NPT (M) 1.5"</p>

Monitor and protect your pump and your process !

Electronic process monitoring -> RPR-Control



- Monitoring the filter fouling
- Dry running
- Overheating
- Overload



Subject to technical alterations !