


DATASHEET
Magnetically coupled pump
 Safe to run dry

RM-TS 2 Type 5/50

Motor output

125W ; 180W
 1-ph. and 3-ph.

2900 or 3450 rpm [2-pol.]



Magnetically coupled, centrifugal pumps, single-stage, horizontal, non self-priming, made in monobloc design.

		RM-TS 2 Type 5/50	
Motor output	[W]	125	180
Rated current @ 230V 50Hz 1ph.	[A]	1,1	1,3
Rated current @ 400V 50Hz 3ph.	[A]	0,58	0,67
Head max.	[mWS]	4,1	4,1
Capacity max.	[l/min.]	75	75
Density max. @ Qmax	[g/cm ³]	1,5	2,0
Length „L“	[mm]	300	300
Distance „E“	[mm]	Continuously variable 20 - 60	Continuously variable 20 - 60

Materials:




Technical data

Medium-temperature max.	PP PVDF	70 °C 80 °C	<p>Flow curves RM-TS 2 Type 5/50</p> <p>Speed: 2900 rpm @ 50Hz or 3450 rpm @ 60Hz</p> <p>Values based on water at 20 °C (68 °F) / Measured value +/- 10%</p> <p>Subject to technical alterations !</p>
System-pressure max.	PP PVDF	1,0 bar 2,0 bar	
Viscosity	< 160 Pa s		
Electrical motor	3-ph. or 1-ph. motors, 50 and 60Hz, 24V DC (direct current) Protection IP55, Isolationclass F , Chemical resistant 2K- painting RAL5011		
Options	<i>Thermal protection, other voltages / frequencies, UL, CSA, Special paintings and colors</i>		

DATASHEET
Magnetically coupled pump
Safe to run dry

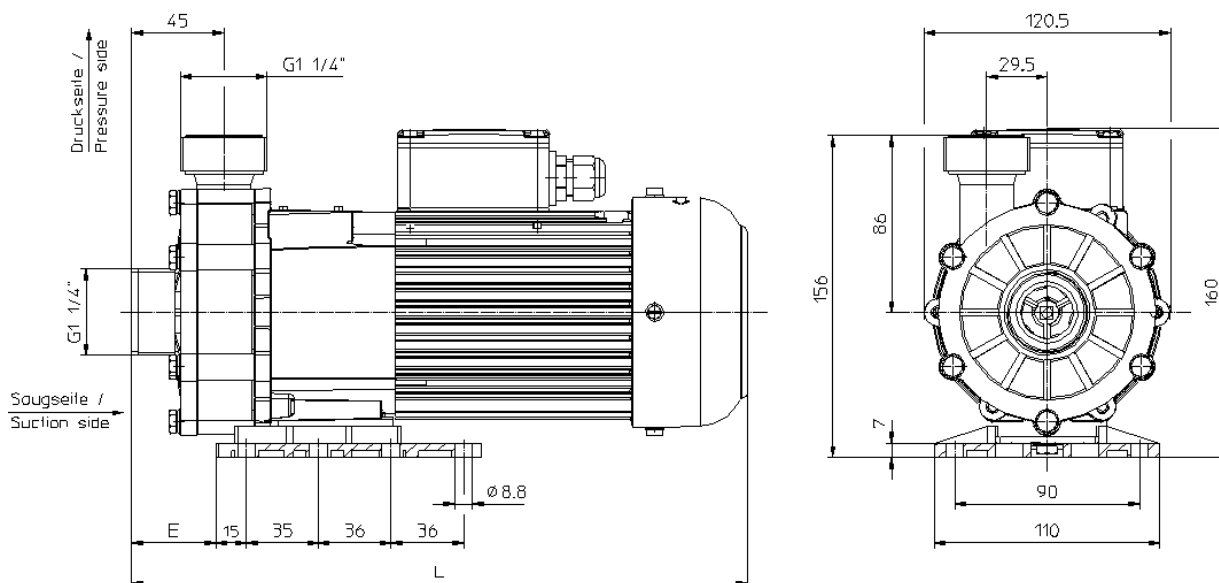
RM-TS 2 Type 5/50

Motor output
125W ; 180W
1-ph. and 3-ph.
2900 or 3450 rpm [2-pol.]



Dimensional drawings [mm]

Motor output 125W – 180W



Motor dimensions can be different ! ● Subject to technical alterations !




DATASHEET
Magnetically coupled pump
 Safe to run dry

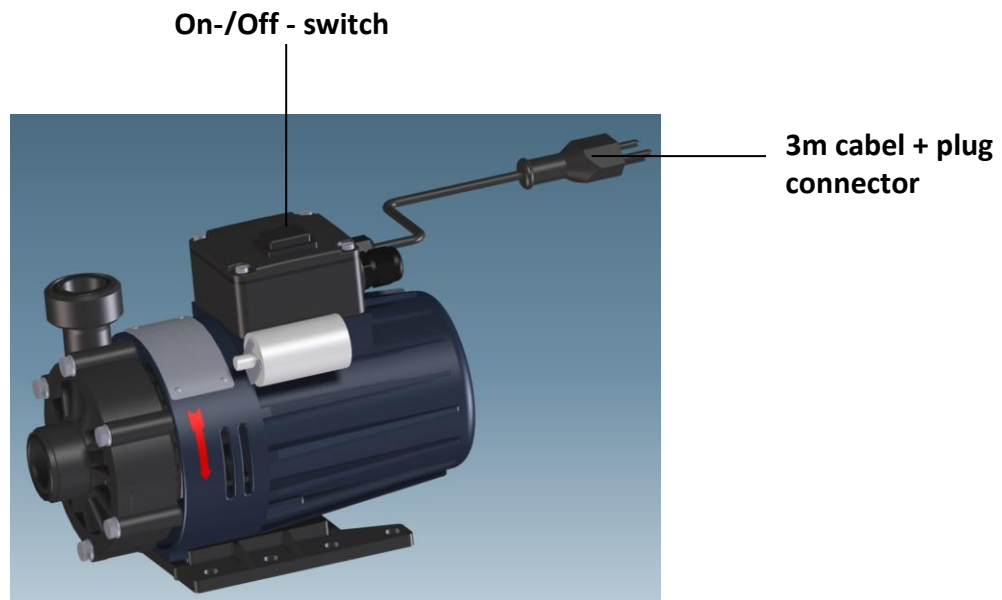
RM-TS 2 Type 5/50

Motor output
 125W ; 180W
 1-ph. and 3-ph.
 2900 or 3450 rpm [2-pol.]



Accessories / Options

Hose connection	Flange (DIN, ANSI)	NPT - Adapter
 <p>13mm 18mm 21mm</p>	 <p>DN20 PN10 (DIN EN 1092-3) 0,75" (ANSI Class 150) 1" (ANSI Class 150)</p>	 <p>NPT (M) 1"</p>



Subject to technical alterations !